

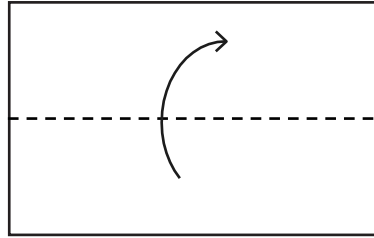
# How to make a Paper Aeroplane

1



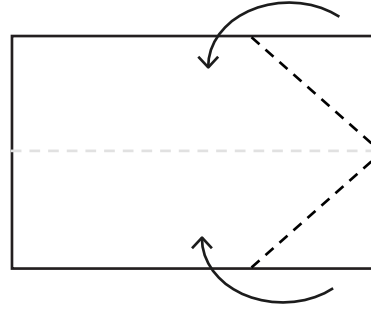
You will need a piece of A4-sized paper.

2



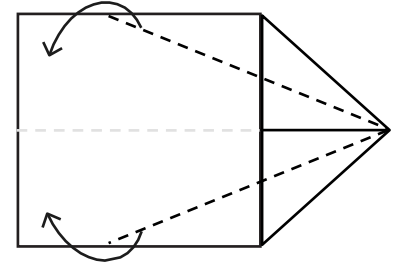
Make a line in the centre by folding the paper in half longways then opening it out flat.

3



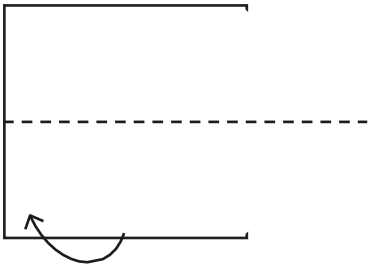
Fold in two of the corners so they meet at the centre fold.

4



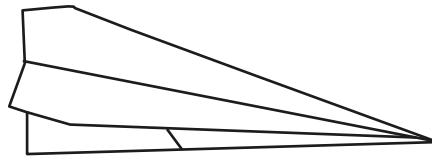
Fold the outer edges in again to meet at the centre fold.

5



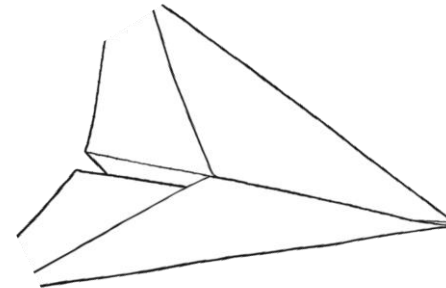
Turn the paper over and then fold it in half in the middle.

6



Fold down the wings on each side so that they meet with the bottom of the plane.

7



Your plane is ready to fly! How far can you make it go?